



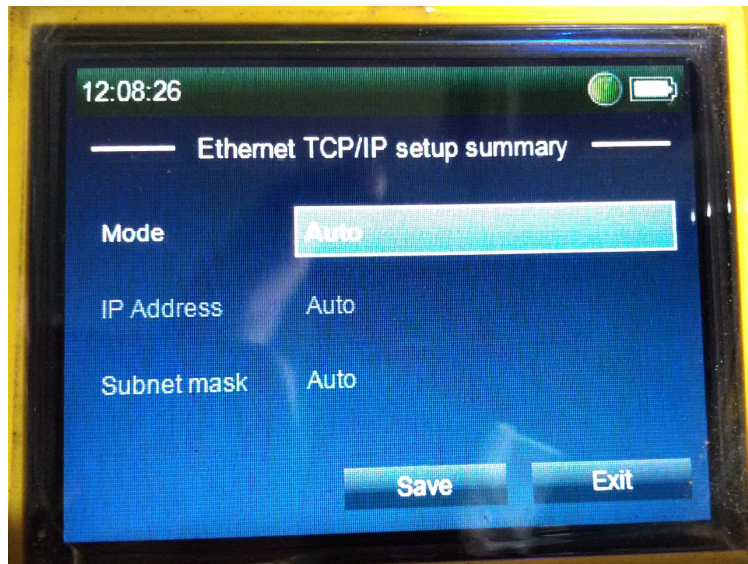
Safe Environment Engineering

Smart LINC SPM Flex Lifeline Mobile Meter App Setup and Operation

The Smart LINC SMP Flex Lifeline Mobile Meter App utilizes the Android Ethernet Tethering capability to connect the SPM Flex to the Internet and directly to the Viper Deployment Manager.

Ethernet Tethering works by issuing a network address to the SPM Flex requiring the instrument to be in Auto mode network configuration.

To change the network configuration of the SPM Flex navigate to the Setup option and select Network than Ethernet. In Mode option select Auto than Save.



Smart LINC – Ethernet Tethering is only supported on Smart LINCs with Android version 11 or newer.

These instructions assume that the SPM Flex Mobile Meter App is already installed on the Smart LINC.

Insert the Ethernet to USB-C adapter into the USB-C connector on the bottom of the Smart LINC. Connect an Ethernet from the adapter into the SPM Flex.

**28320 Constellation Road
Valencia, CA 91355
(661) 295-5500 • Fax (661) 888-1601
www.safeenv.com • info@safeenv.com**

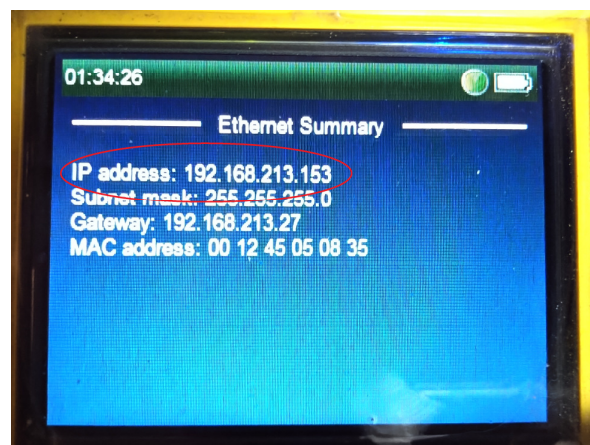


Safe Environment Engineering



On the Smart LINC 1) tap the Setting icon, 2) tap Connections, 3) tap Mobile Hotspot and Tethering, 4) turn on Ethernet tethering. Tap the circle button to return to the desktop.

Back on the SPM Flex navigate to the Review option and select Networks followed by Ethernet. Note the IP address, this will be used on the Smart LINC to tell the app where to get the readings from.

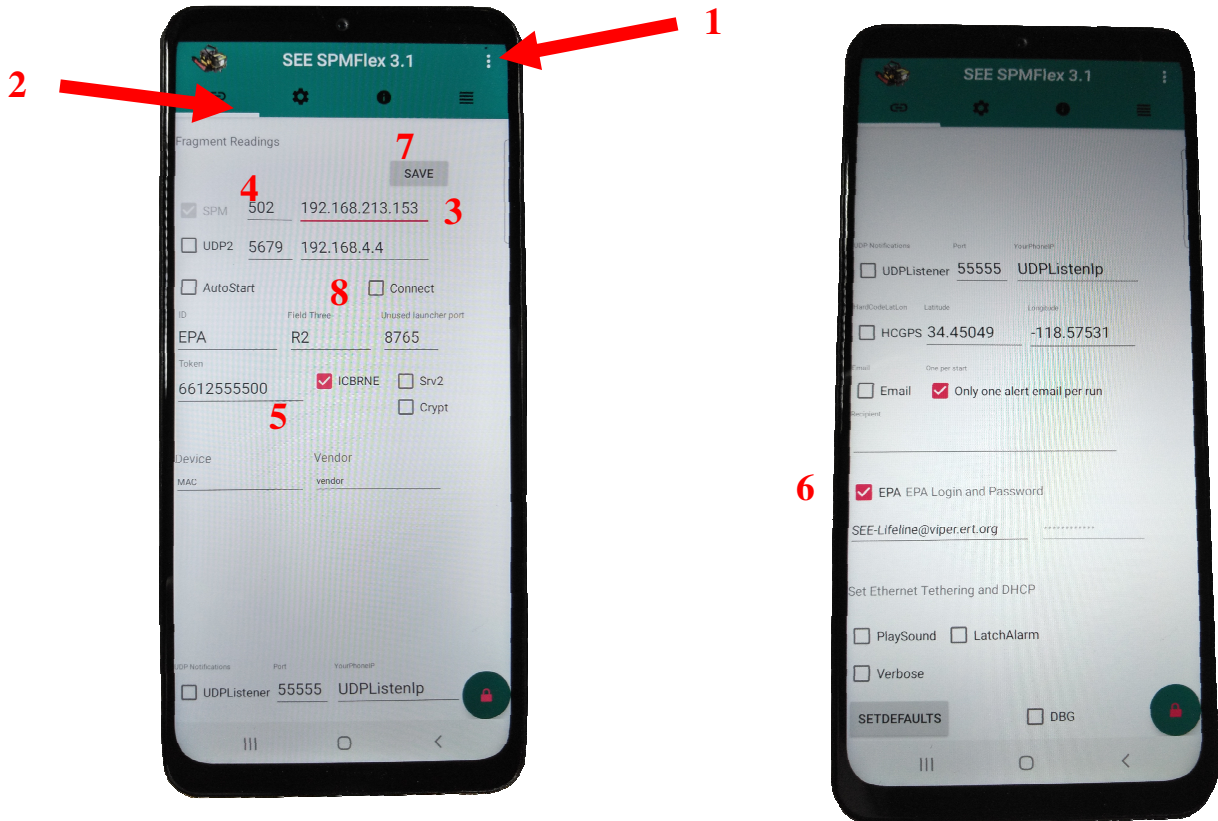


**28320 Constellation Road
Valencia, CA 91355
(661) 295-5500 • Fax (661) 888-1601
www.safeenv.com • info@safeenv.com**



Safe Environment Engineering

On the Smart LINC tap the SPM Flex icon.



1. Tap the 3 dots and select Unlock Fields
2. Tap the Configuration tab
3. Type in the IP address from the SPM Flex
4. Ensure that 502 is typed in the Ports field
5. Place a checkmark in the ICBRNE option to post the data to the cloud server
6. Scroll down and place a checkmark in the EPA option to tell the server to post to Viper
7. Tap the SAVE button
8. Place a checkmark in the Connect box

**28320 Constellation Road
Valencia, CA 91355
(661) 295-5500 • Fax (661) 888-1601
www.safeenv.com • info@safeenv.com**